



CMSD CLUB SURVEY RESULTS

OCTOBER 2015

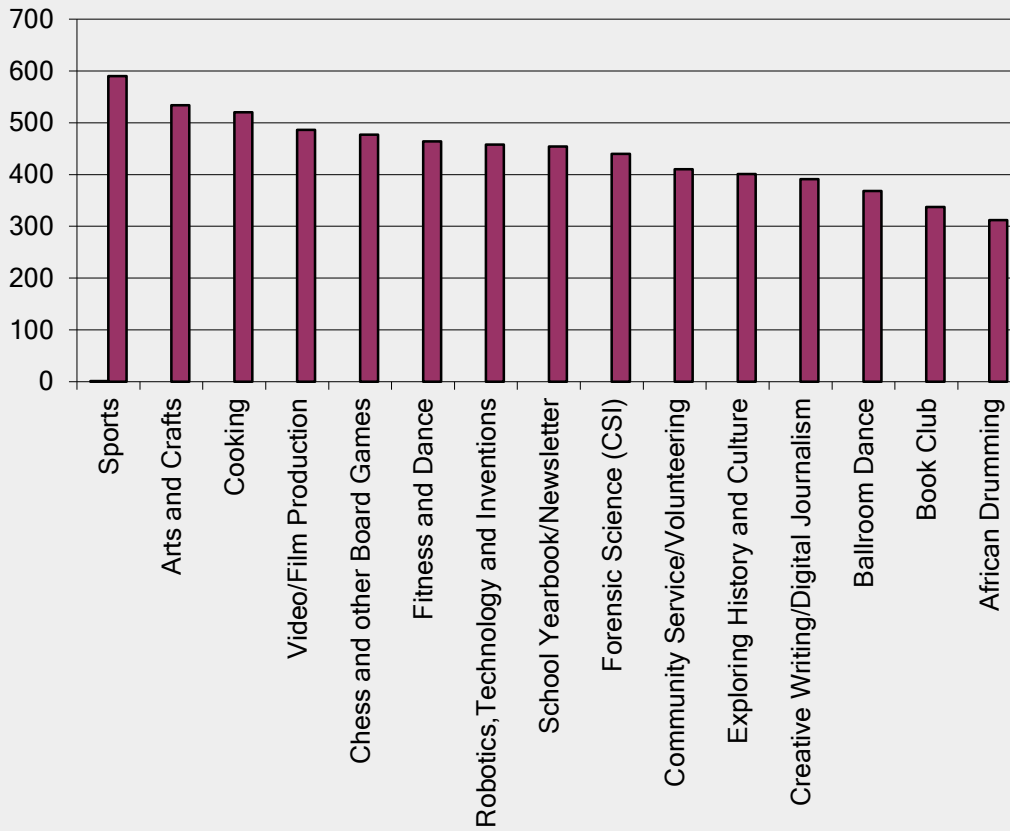


Elementary After-School Club Survey Results

Grades 3-5

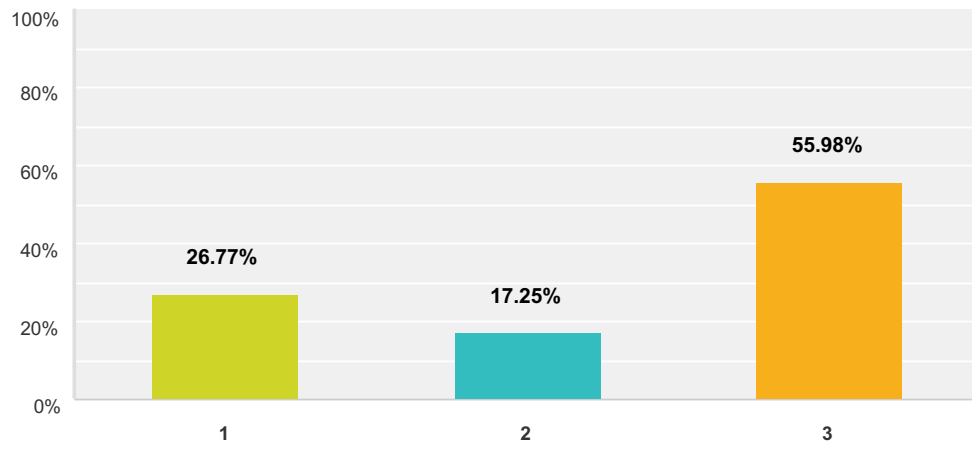
Approximately 790 Participants

I am interested in attending the following activities if they were offered in an after-school program:



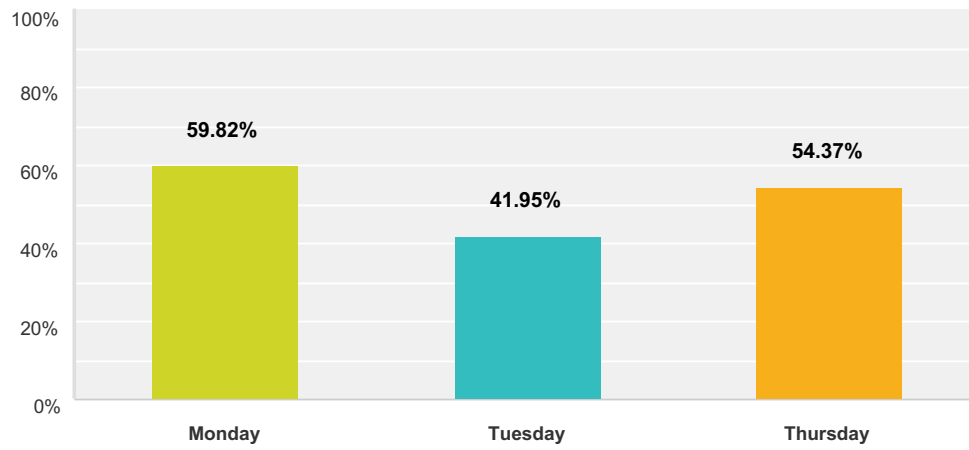
CMSD Student Elementary After-School Activities Survey	
Sports	590
Arts and Crafts	534
Cooking	520
Video/Film Production	486
Chess and other Board Games	477
Fitness and Dance	464
Robotics, Technology and Inventions	458
School Yearbook/Newsletter	454
Forensic Science (CSI)	440
Community Service/Volunteering	410
Exploring History and Culture	401
Creative Writing/Digital Journalism	391
Ballroom Dance	368
Book Club	337
African Drumming	312

How many days per week would you participate in an after-school club?



Answer Choices	Responses	
1	26.77%	208
2	17.25%	134
3	55.98%	435
Total		777

What day/days of the week would be best for you to participate in a club?



Answer Choices	Responses	
Monday	59.82%	472
Tuesday	41.95%	331
Thursday	54.37%	429
Total Respondents: 789		



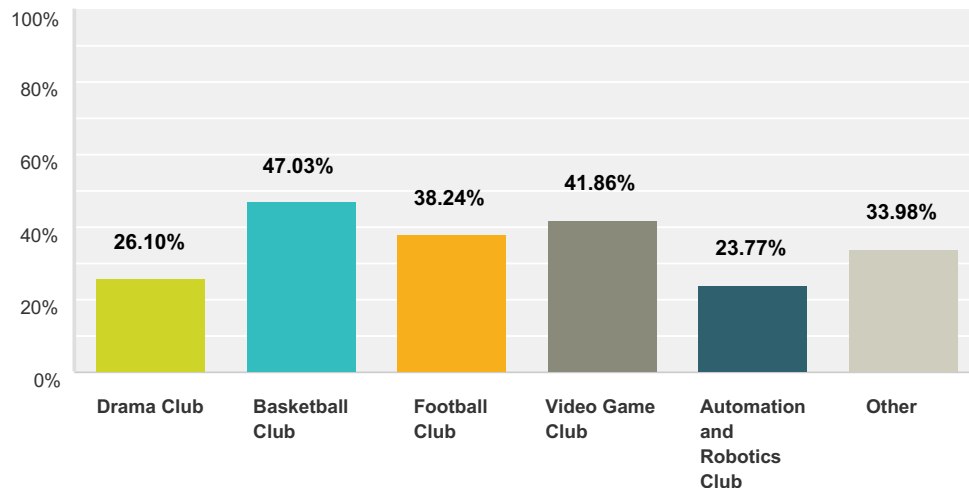
Middle School After-School Club Survey Results

Grades 6-8

Approximately 775 Participants

CMS Student After-School Activities Survey

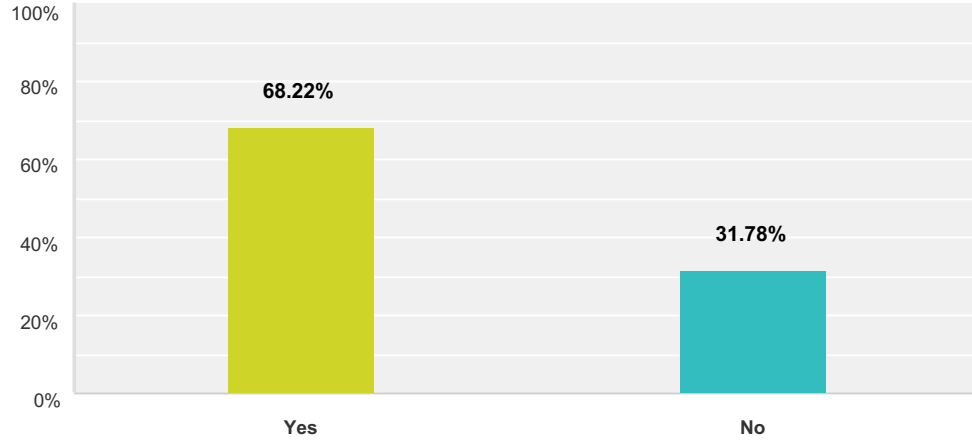
What type of club would you be interested in? Check all that apply.



Answer Choices	Responses	
Drama Club	26.10%	202
Basketball Club	47.03%	364
Football Club	38.24%	296
Video Game Club	41.86%	324
Automation and Robotics Club	23.77%	184
Other (please specify)	33.98%	263
Total Respondents: 774		

CMS Student After-School Activities Survey

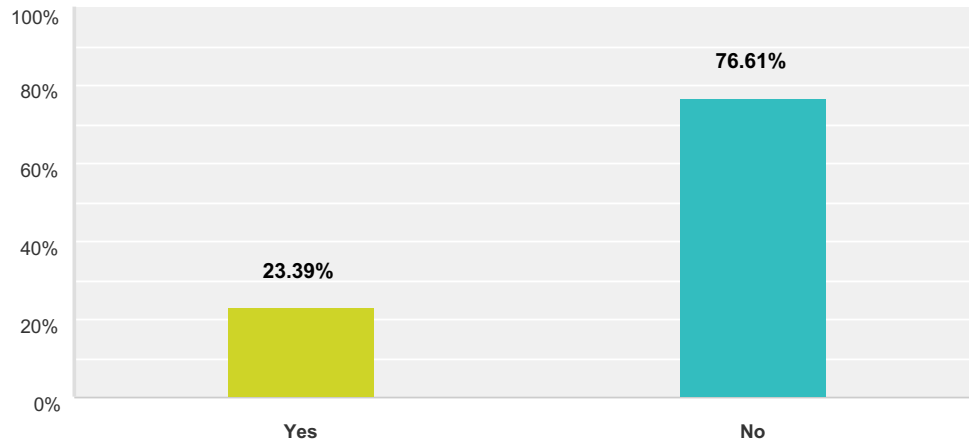
**If you participate in an after-school club
and transportation was NOT provided,
would you still participate?**



Answer Choices	Responses	
Yes	68.22%	528
No	31.78%	246
Total		774

CMS Student After-School Activities Survey

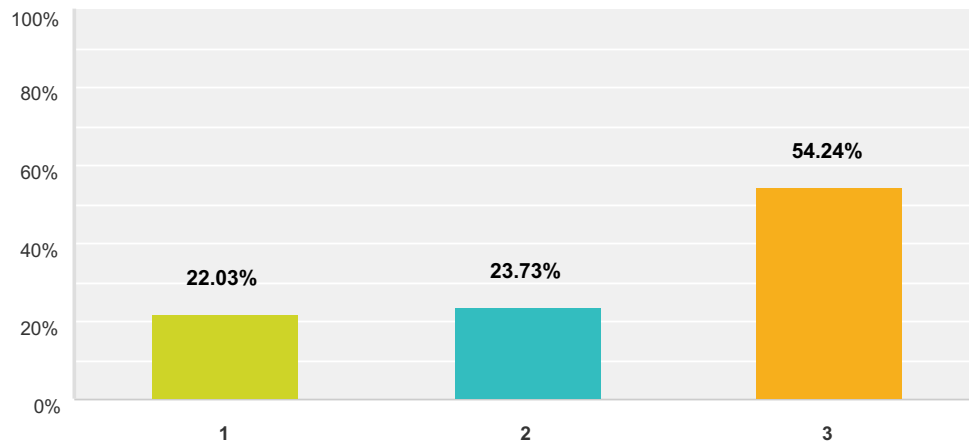
Do you currently participate in an after-school program?



Answer Choices	Responses	
Yes	23.39%	174
No	76.61%	570
Total		744

CMS Student After-School Activities Survey

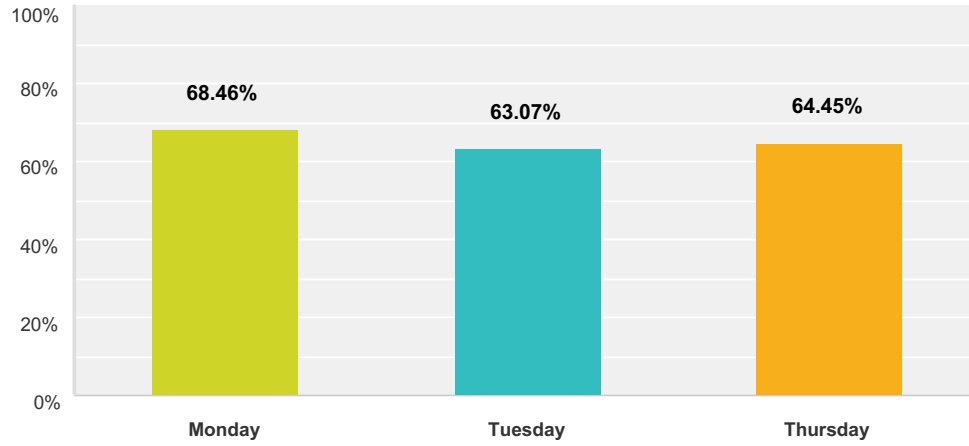
How many days per week would you participate in an after-school club?



Answer Choices	Responses	
1	22.03%	156
2	23.73%	168
3	54.24%	384
Total		708

CMS Student After-School Activities Survey

What day/days of the week would be best for you to participate in a club? Check all that apply.



Answer Choices	Responses	
Monday	68.46%	495
Tuesday	63.07%	456
Thursday	64.45%	466
Total Respondents: 723		



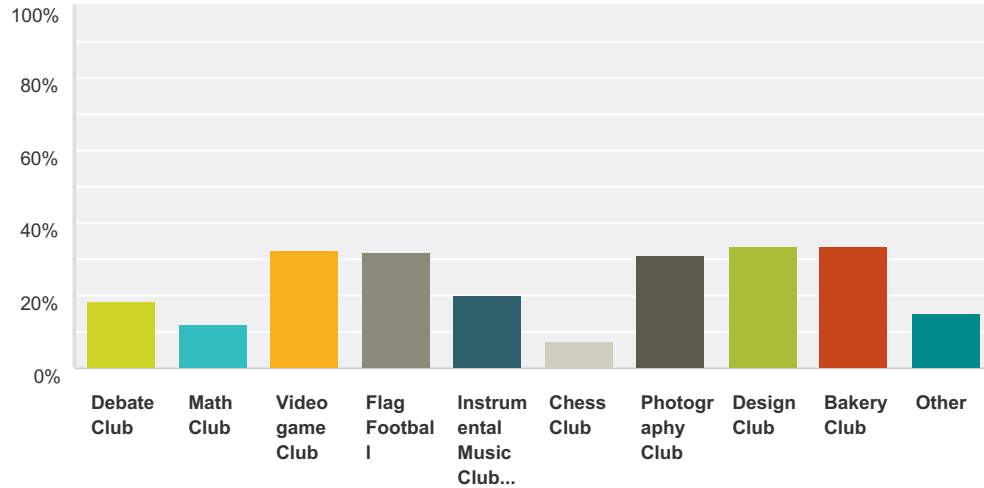
High School After-School Club Survey Results

Grades 9-12

Approximately 900 Participants

CHS Student After-School Activities Survey

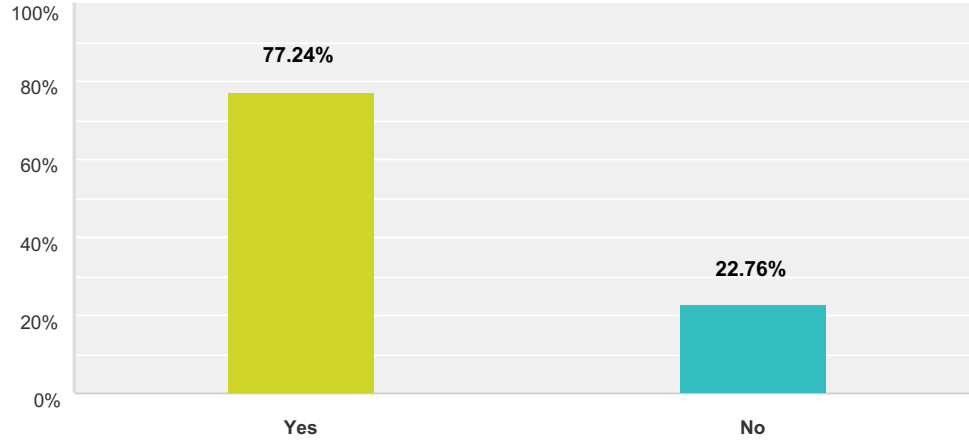
What type of club would you be interested in attending? Check all that apply.



Answer Choices	Responses	
Debate Club	18.34%	166
Math Club	12.04%	109
Video game Club	32.49%	294
Flag Football	31.93%	289
Instrumental Music Club such as Piano, Guitar	20.00%	181
Chess Club	7.29%	66
Photography Club	31.05%	281
Design Club	33.37%	302
Bakery Club	33.37%	302
Other (please specify)	14.81%	134
Total Respondents: 905		

CHS Student After-School Activities Survey

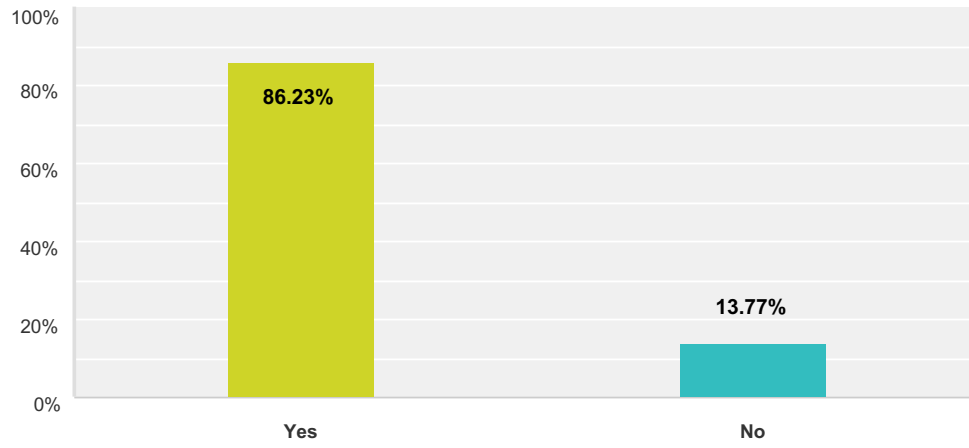
If you participate in an after-school club and transportation is NOT provided, would you still participate?



Answer Choices	Responses	
Yes	77.24%	699
No	22.76%	206
Total		905

CHS Student After-School Activities Survey

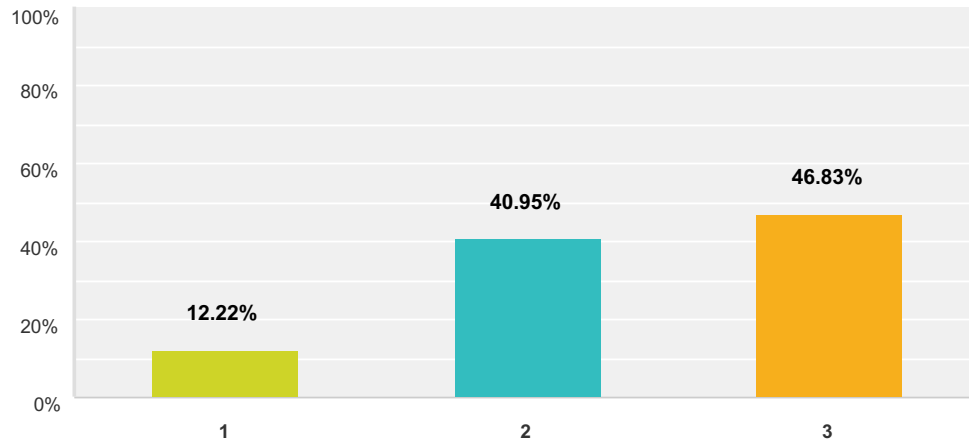
If there are small fees associated with your club, will you still participate?



Answer Choices	Responses	
Yes	86.23%	770
No	13.77%	123
Total		893

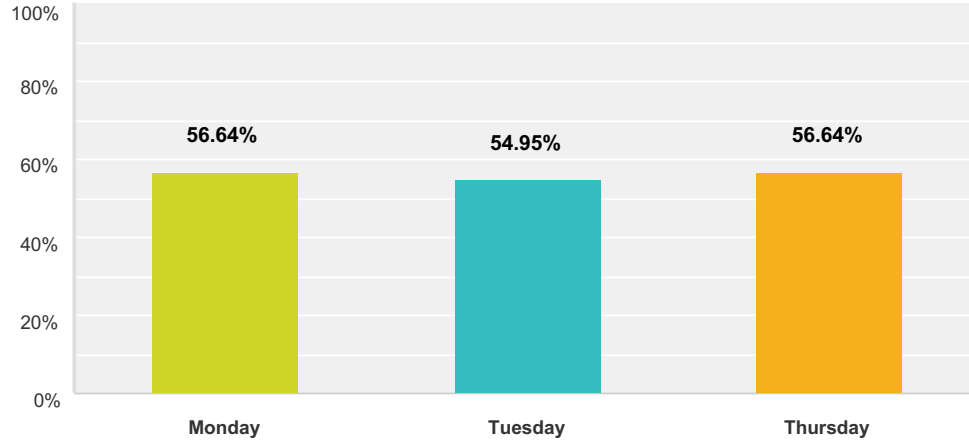
CHS Student After-School Activities Survey

How many days per week would you participate in an after-school club?



Answer Choices	Responses	
1	12.22%	108
2	40.95%	362
3	46.83%	414
Total		884

What day/days of the week would be best for you to participate in an after-school club?



Answer Choices	Responses	
Monday	56.64%	503
Tuesday	54.95%	488
Thursday	56.64%	503
Total Respondents: 888		