



FY 2011-2012



Columbus
Municipal School
District

Revised
Budget
February 4,
2012



Total Revenues

\$ 44,048,199



TOTAL BUDGET BY SOURCE

	2011-12 BUDGET AMOUNT	REVISED BUDGET AMOUNT	Increase (Decrease)
LOCAL SOURCES	\$ 14,000,924	\$ 13,986,460	\$ (14,464)
STATE SOURCES	19,769,154	19,769,154	-
FEDERAL SOURCES	8,451,337	10,283,086	1,831,749
16TH SECTION	9,500	9,500	-
TOTAL BUDGETED REVENUES	\$ 42,230,914	\$ 44,048,199	\$ 1,817,285



Local Revenues

\$ 13,986,460



	2011-12	REVISED	
	BUDGET	BUDGET	Increase
	AMOUNT	AMOUNT	(Decrease)
LOCAL AD VALOREM TAXES	\$ 13,295,320	\$ 13,027,723	\$ (267,597)
FOOD SERVICE SALES	296,338	296,338	-
OTHER LOCAL REVENUES	409,266	662,399	253,133
TOTAL LOCAL REVENUES	\$ 14,000,924	\$ 13,986,460	\$ (14,464)



State Revenues

\$19,769,154



	2011-12 BUDGET AMOUNT Budget Amount	REVISED BUDGET AMOUNT	Increase (Decrease)
MAEP	\$ 18,585,781	\$ 18,585,781	\$ -
EDUCATIONAL ENHANCEMENT FUNDS	242,772	242,772	-
SCHOOL AD VALOREM TAX REDUCTION	18,464	18,464	-
HOMESTEAD EXEMPTION REIMBURSEMENT	345,000	345,000	-
VOCATIONAL EDUCATION	337,000	337,000	-
OTHER STATE REVENUES	240,137	240,137	-
TOTAL STATE REVENUE	\$ 19,769,154	\$ 19,769,154	\$ -



Federal Revenues

\$ 10,283,086



	2011-12	REVISED	
	BUDGET	BUDGET	Increase
	AMOUNT	AMOUNT	(Decrease)
CHILD NUTRITION	\$ 2,357,896	\$ 2,392,604	\$ 34,708
TITLE I	2,447,622	3,676,607	1,228,985
TITLE II	467,287	637,994	170,707
I.D.E.A.	1,102,142	1,237,959	135,818
SMALLER LEARNING COMMUNITIES	252,146	346,252	94,106
A.A.R.A. - TITLE I	306,501	327,616	21,114
A.A.R.A. - I.D.E.A.	23,061	21,119	(1,942)
A.A.R.A. - ED JOBS	151,316	151,316	-
ADVANCED PLACEMENT GRANT	444,529	475,799	31,270
OTHER FEDERAL REVENUES	898,837	1,015,820	116,983
TOTAL FEDERAL REVENUES	\$ 8,451,337	\$ 10,283,086	\$ 1,831,749



Expenditures



- To support the instructional focus and mission of CMSD, projected expenditures are \$ 44,408,155
- There are 60 funds budgeted for fiscal year 2011-2012





Total Expenditures

\$44,408,155



	2011-12	REVISED	
	BUDGET	BUDGET	Increase
	AMOUNT	AMOUNT	(Decrease)
INSTRUCTIONAL SERVICES	\$22,442,544	\$22,735,889	\$ 293,345
SUPPORT SERVICES	13,955,785	14,800,406	844,621
NON-INSTRUCTIONAL SERVICES	2,428,976	2,513,993	85,018
FACILITIES ACQUISITION/CONSTRUCTION	-	-	-
DEBT SERVICE	4,357,867	4,357,867	-
TOTAL BUDGETED EXPENDITURES	\$43,185,171	\$44,408,155	\$ 1,222,984



Total Expenditures

\$44,408,155



	2011-12	REVISED	
	BUDGET	BUDGET	Increase
	AMOUNT	AMOUNT	(Decrease)
INSTRUCTIONAL SERVICES	\$22,442,544	\$22,735,889	\$ 293,345
SUPPORT SERVICES	13,955,785	14,800,406	844,621
NON-INSTRUCTIONAL SERVICES	2,428,976	2,513,993	85,018
FACILITIES ACQUISITION/CONSTRUCTION	-	-	-
DEBT SERVICE	4,357,867	4,357,867	-
TOTAL BUDGETED EXPENDITURES	\$43,185,171	\$44,408,155	\$ 1,222,984



Debt Service



- General Obligation Bonds - CHS Construction and CMS Construction
- Three Mill Notes – Stokes Beard Construction
- Shortfall Notes – 2008, 2010 and 2011
- QZAB – CHS Renovation in 2008
- QSCB – Elementary Schools Addition
- MDA Energy Loan – Lighting retrofit



Debt Service



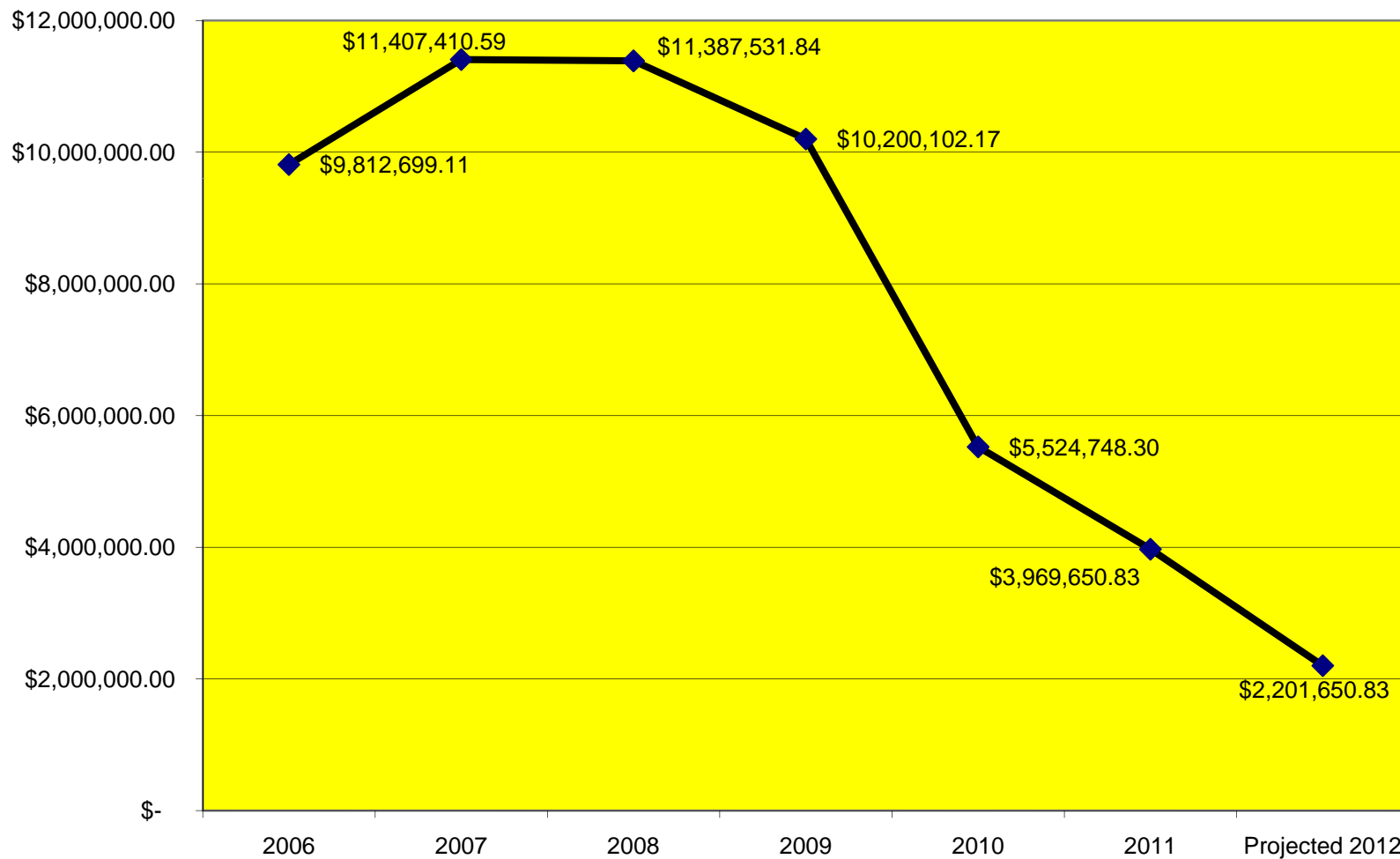
Principal	\$ 3,341,045
Interest	998,822
Other(fees)	<u>18,000</u>
Total Debt Service	\$ 4,357,867



Historical Analysis

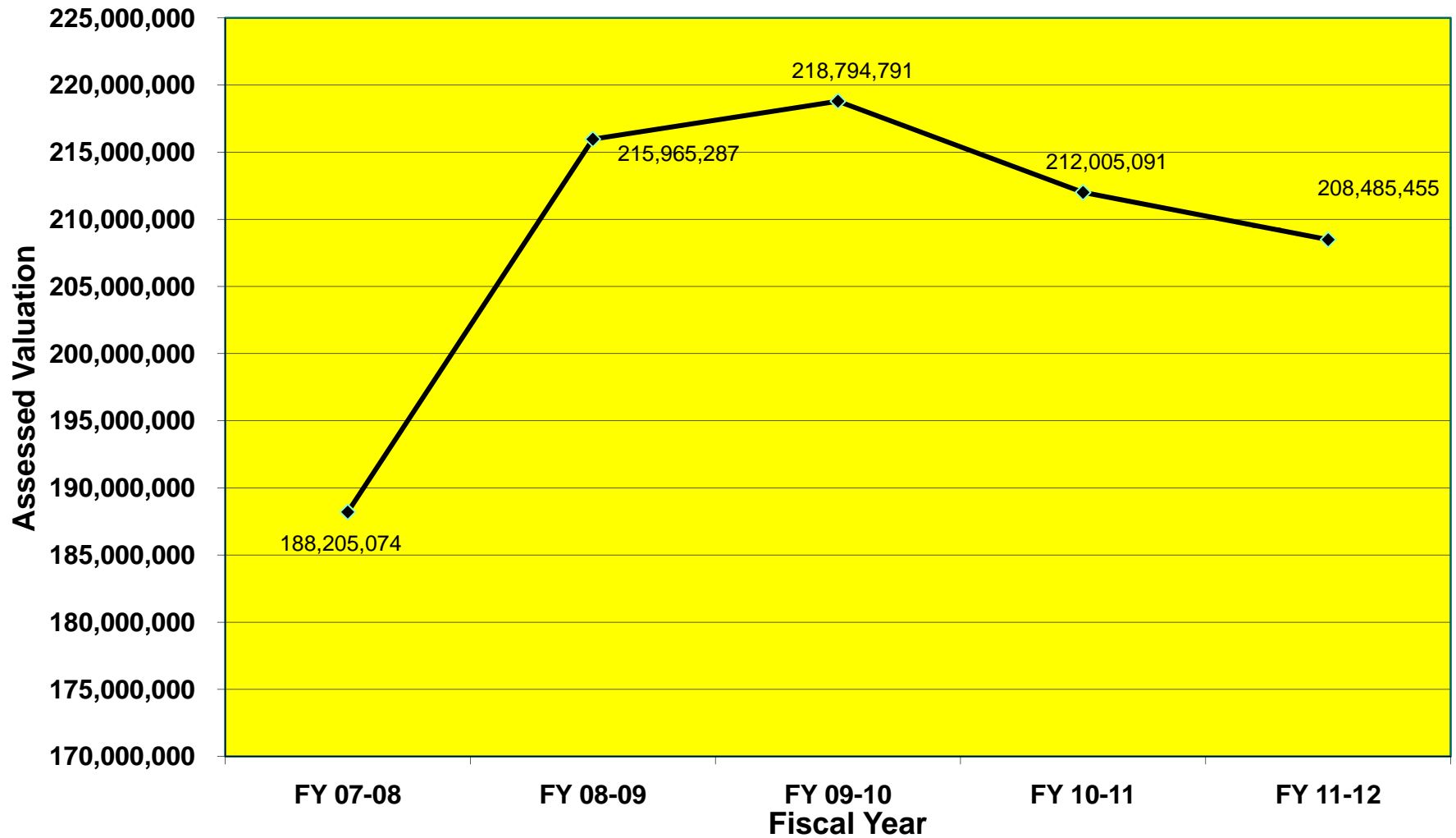


District Maintenance Fund Balance (Funds 1120, 1130, 1140, 2711, 3022 and 4093)





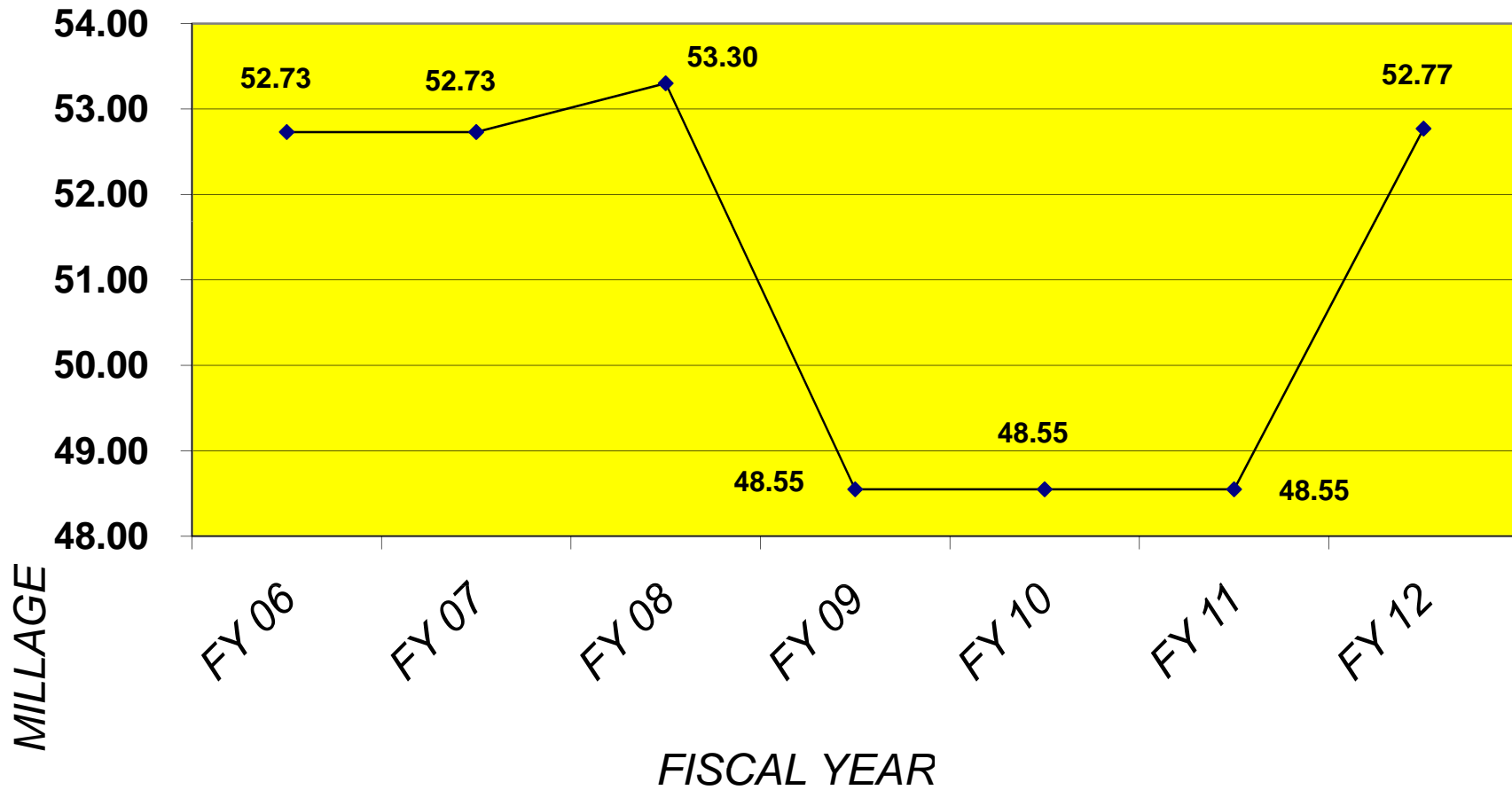
Historical Analysis





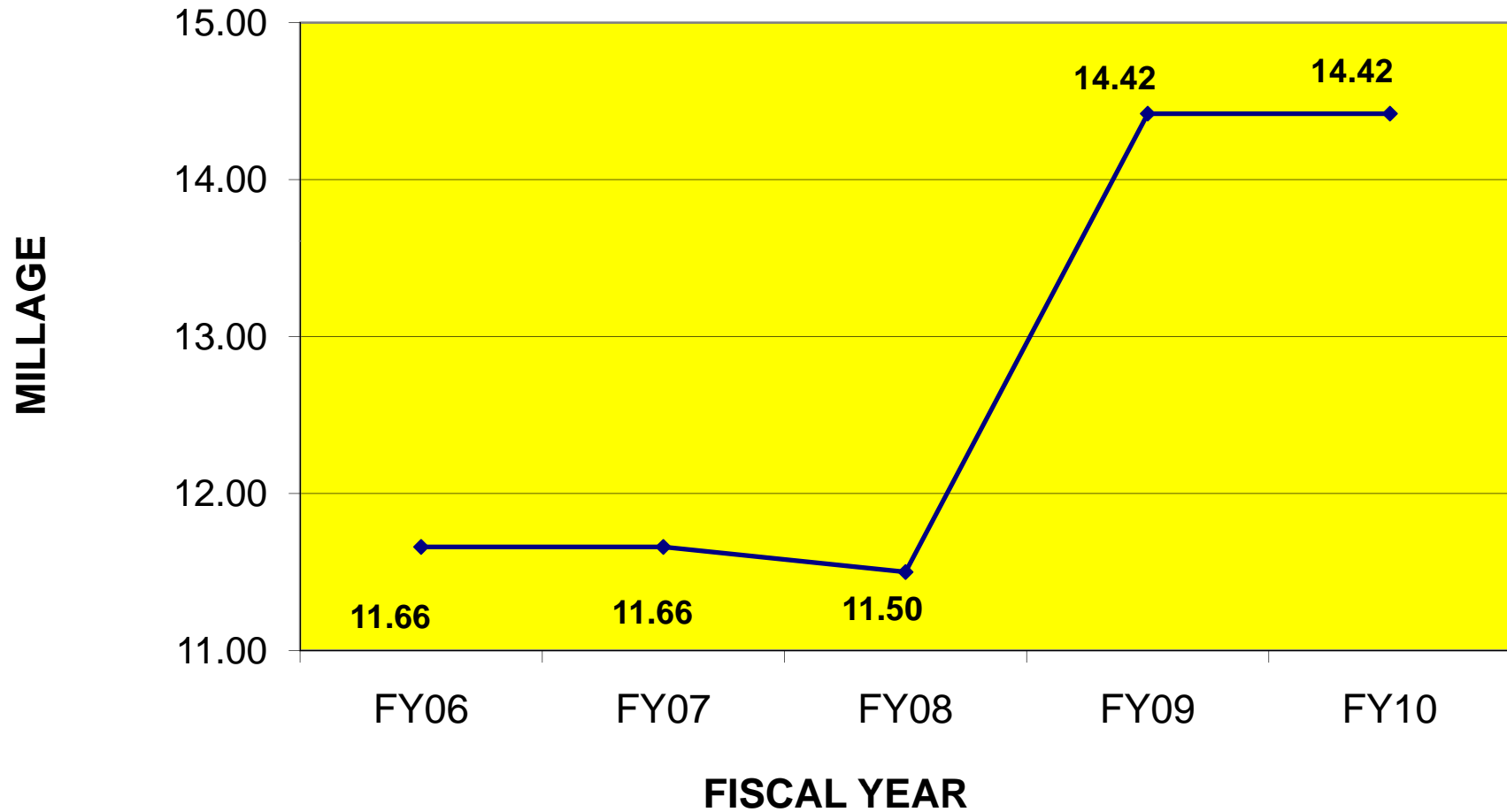
Historical Analysis

Operational Millage



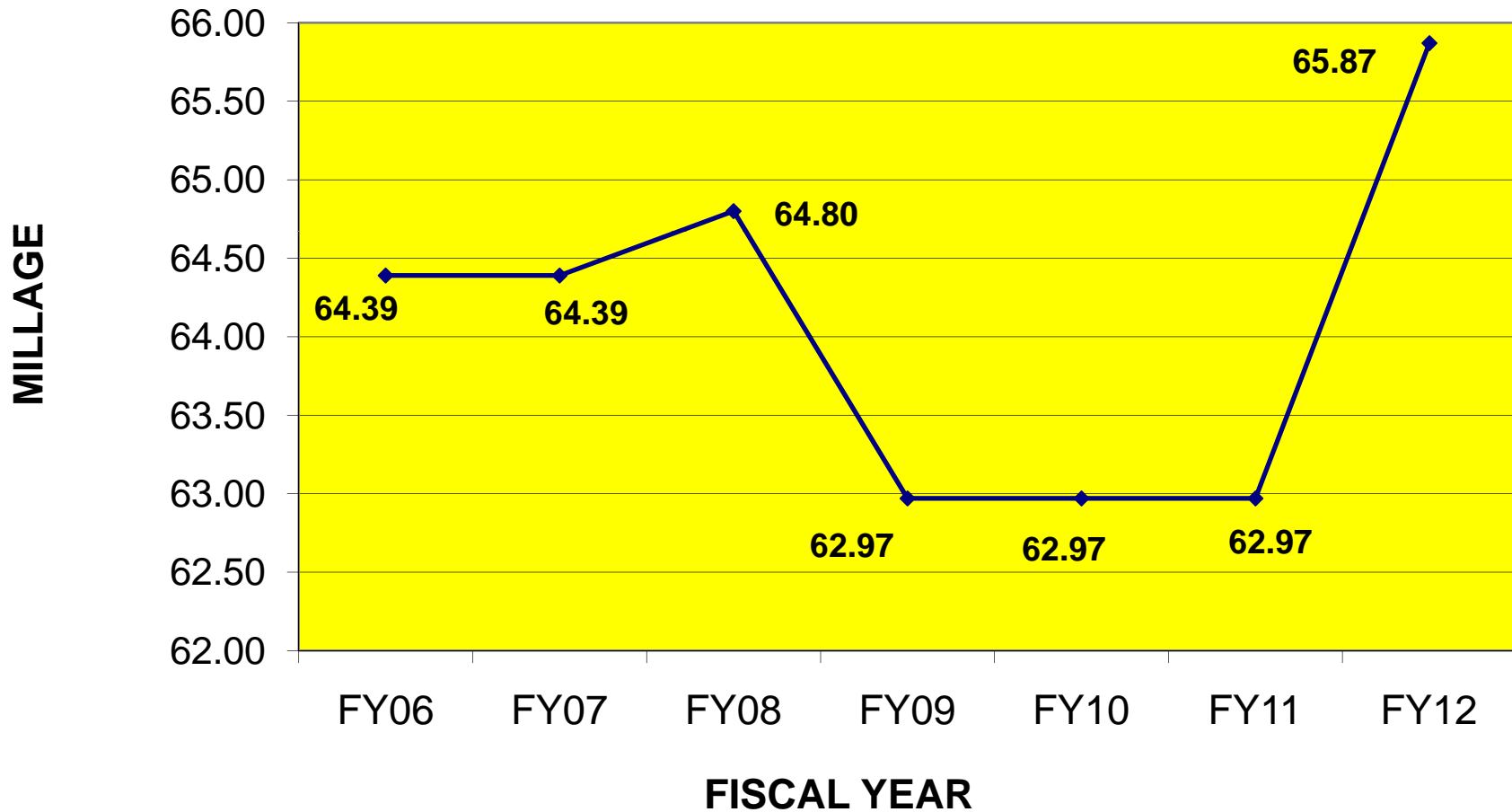
Historical Analysis

Debt Service



Historical Analysis

Total Millage





FY 2011-2012



Columbus
Municipal School
District

School Board Input